



JOURNEY TO FACIAL HARMONY: COLLABORATION BETWEEN ORTHODONTIST AND SURGEON

Dr. Korkmaz Sayinsu

Dr. Octavio Cintra

WARSAW
29th-30th NOVEMBER 2024

Regular Price: 799 EUR

EDUCATION POINTS: 12

Early Bird Price until, 31.07.2024: 649 EUR

Early Bird Price until, 30.09.2024: 699 EUR

GRAND ORTHO®


EDUCATION CENTRE

Please make a deposit to Grand Ortho Education Center Sp. z o. o. account :
IBAN PL38 1140 1010 0000 5742 7900 1002
BIC: BREXPLWXXX

GRAND ORTHO®

HIGHEST QUALITY FOR PROFESSIONALS

OUR BRANDS :



Grand Ortho Centrum Edukacji Sp. z o.o.

ul. Brzewska 28 | 03-046 Warszawa

tel.: 22 675 24 94

grandortho@grandortho.pl

www.grandortho.pl



facebook.com/grandorthopoland



Dr. Korkmaz Sayinsu



Dr. Octavio Cintra

JOURNEY TO FACIAL HARMONY: COLLABORATION BETWEEN ORTHODONTIST AND SURGEON

WARSAW | 29th-30th NOVEMBER

GRAND ORTHO®

EDUCATION CENTRE

JOURNEY TO FACIAL HARMONY: COLLABORATION BETWEEN ORTHODONTIST AND SURGEON

DAY 1 : 29.11.2024

1 - INITIAL EXAMINATION:

- Listening patients' complaints
- Aesthetic and functional criteria for indication of orthognathic surgery
- Communication with the orthognathic surgery patient

2 - ARNETT'S FAB CONCEPT

- Considerations in the isolated occlusion planning
- Traditional Cephalometrics vs. Facially Driven Protocol
- Soft Tissue Cephalometric Analysis (STCA)
- Decision making process based in airway and face.

3 - ORTHODONTIC PREPARATION PRIOR TO ORTHOGNATHIC SURGERY

- Principles of a good orthodontic setup
 - Transversal: Arch width and curve of Wilson
 - Sagittal: Inclination and position of incisors
 - Vertical: Curve of Spee and canting
- Midlines
- Evaluation of arch length discrepancy - Bolton
- Decision of teeth extraction
- Selection of brackets and other attachments
- Evaluation of preoperative orthodontic preparation
- Application of surgical archwires
- Preoperative orthodontics with using clear aligners

4 - ANALYSIS OF THE CASE BEFORE THE SURGERY

Importance and determination of natural head position

- Radiological examinations
- Clinical analysis
- Mirror Test
- Facial Markers
- Bite Registration
- CBCT Quality Control
- Understanding Patient's expectations

5 - APPROACH TO SURGICAL PATIENTS WITH TMJ PROBLEMS

- TMJ considerations
- Preoperative splint therapy: When-How-Why?
- Construction and application stages of stabilization splints

6 - SURGICAL PLANNING

- How to be precise in the Head Volume Orientation
- Planning the surgical sequence: Mandible First vs. Maxilla First Sequence
- Multi-piece Le Fort I: When-How-Why?
- Three-dimensional virtual planning – Digital workflow
- Features of surgical splints

DAY 2 : 30.11.2024

7 - SPECIAL CONSIDERATIONS: FACIAL ASYMMETRIES

- Biological Symmetry vs. Geometric Symmetry
- Hard Tissues Analysis vs. Soft Tissues Response
- Facial Flow Concept: is it reasonable in surgical patients?
- Clinical Analysis and facial midline in asymmetries
- 3D Software requirements for precision in facial asymmetries
- Forced Symmetry Protocol
- Concomitant pathologies of the condyle - how to proceed?

8 - CONSIDERATIONS IN THE OPERATING ROOM (Tips and tricks)

- What should we take to the operating room?
- Sagittal Split of the mandible: design and how to be safe
- Passive checking of the mandibular position
- Multi Segmented Le Fort I: design and how to be safe
- Simultaneous transverse expansion - how to be stable?
- Soft tissue management

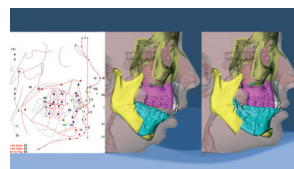
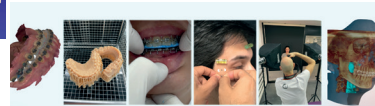
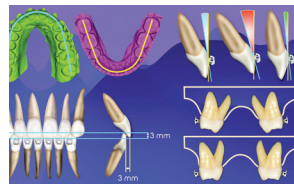
9 - ORTHODONTIC and SURGICAL FOLLOW UP

- Postoperative patient regimen
- Decision for intermaxillary fixation
- Protocol of post-op elastics: When-How-Why?
- Orthodontic finishing protocol
- Ensuring functional occlusion

10 - STABILIZATION AND RETENTION

- Fixed and removable retention devices: Which and Why?
- Causes of relapse

11 - CASE PRESENTATIONS and PANEL: Q/A



Dr Korkmaz Sayinsu



He is a graduate and holds a doctorate in orthodontics from the Faculty of Dentistry at Marmara University. From 2000 to 2009, he was an Associate Professor of orthodontics at Yeditepe University. He completed a 2-year course (2008-2010) at the International Center for Functional Occlusion Roth/Williams and is also a lecturer at FACE courses in Europe. His experience includes serving as a Professor and Head of the Orthodontics Department at Altinbas University. For years, he has been running a private orthodontic and TMD practice in Istanbul, Turkey.

Dr. Octavio Cintra



Dr. Octavio Cintra received his D.D.S. graduation from the University of Campinas - UNICAMP - Sao Paulo/ Brazil. His Oral and Maxillofacial training was obtained at The University and Hospital of Santa Casa de Misericordia de Sao Paulo, his fellowship was at The Southwestern Medical Center at Dallas - Division of Oral and Maxillofacial Surgery, Parkland Memorial Hospital, Dallas, Texas, USA. He is one of the members of S.O.R.G. - Latin America Group and is a permanent visitor surgeon at Center of Corrective Jaw Surgery, Santa Barbara, CA, USA. He maintains a private practice strictly focused in Orthognathic Surgery in Sao Paulo/SP, Brazil.

Take a look at 
our educational
offer

