


The key to efficient and safe expansion



Snap-Lock Expander

The Snap-Lock-Expander for efficient and safe expansion

Advantages

1. The Snap Lock Expander does not turn back unless the doctor or patient turns it back. After the activation of the spindle (Fig. 1), the flat spring snaps in (Fig 2).
2. When the Snap Lock Expander is properly activated by 1/4 turn, both the patient and doctor will be able to feel the screw lock.
3. The hole in the spindle is always in the right place for reactivation
4. If overactivated the Snap Lock Expander can be turned back

Profile of the Expander



Fig. 1: Activation in progress (Spring under tension)

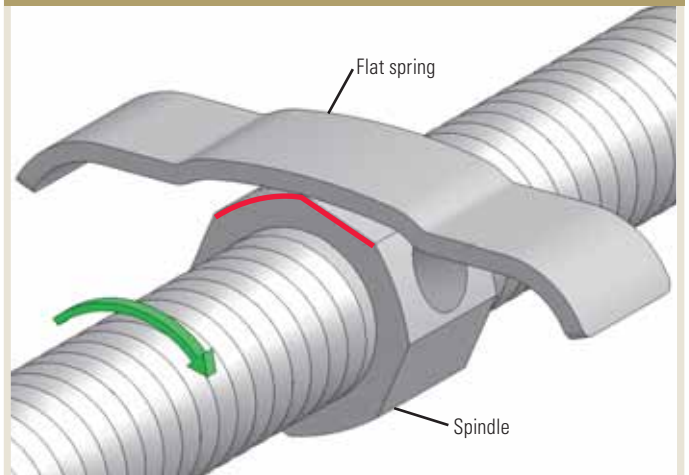
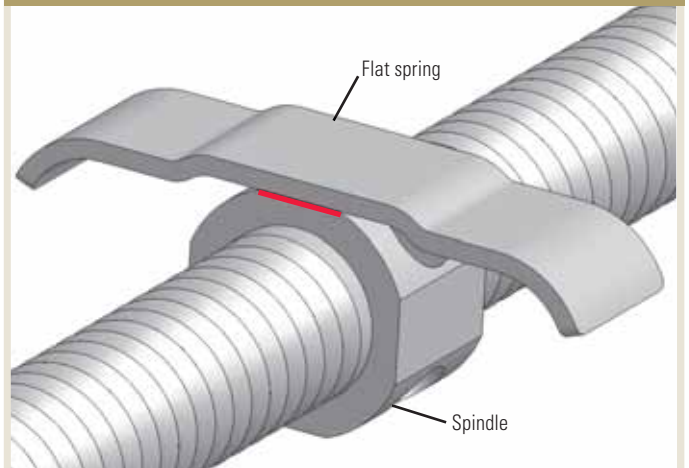



Fig 2: Start and final position, ready for reactivation (Spring in locked position)



The spring pushes the excentric spindle. This makes the spindle snap into an ideal position for reactivation and locks it.



Technical data

CE0297

Order-no.	expansion	dimensions
A167-1239	8 mm \curvearrowright 0,9	12 mm
A167-1439	10 mm \curvearrowright 0,9	14 mm
A167-1639	12 mm \curvearrowright 0,9	16 mm